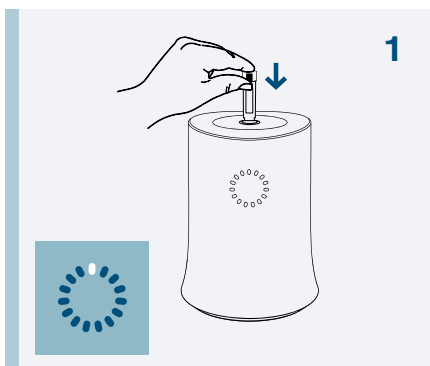


ThawSTAR[®] CFT2

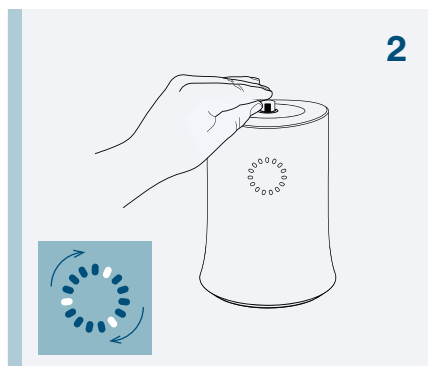
Water-free Vial Thawing System



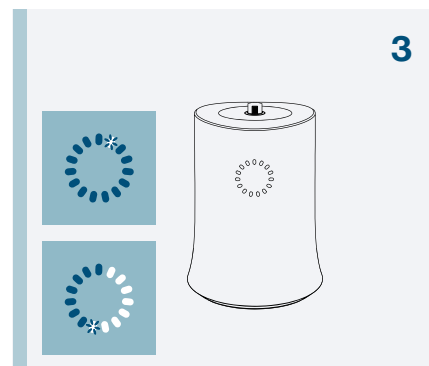
Upon power-up of unit, please allow five minutes for unit warm-up.



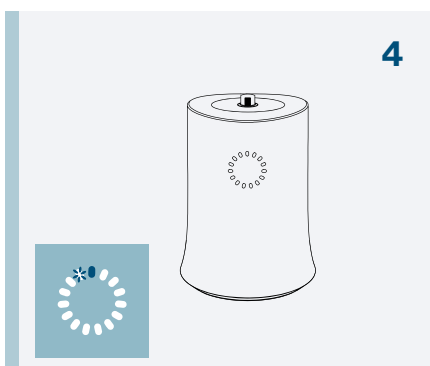
Unit is warmed up and in “ready” state. Insert a clean, tightly capped frozen 1.8 to 2.0 mL cryogenic vial (below -70°C) containing up to 2.0 mL volume into the opening on the top of the unit.



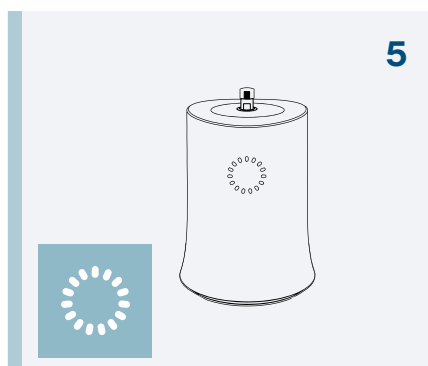
Push the top of the vial down gently until the unit emits a deep dual tone. The vial will now remain in a depressed position.



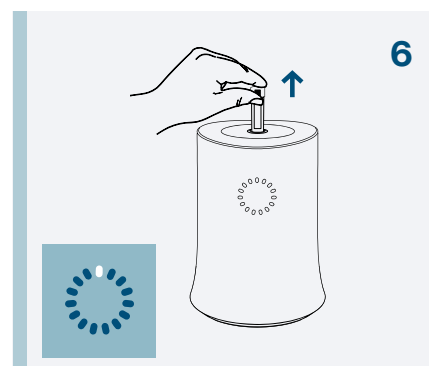
Beginning of solid to liquid phase change is detected by unit.



Countdown of the last 10 seconds of the thawing process begins.



Upon thaw completion, the vial is raised approximately 1 cm (0.4 in).



Remove vial immediately and for a few seconds, manually agitate the vial gently from side to side to equilibrate the liquid temperature until no ice can be seen within the vial. Begin downstream protocol.