

RosetteSep™ HLA B Cell Enrichment Cocktail



Scientists Helping Scientists™ | WWW.STEMCELL.COM

TOLL FREE PHONE 1 800 667 0322 • PHONE +1 604 877 0713
INFO@STEMCELL.COM • TECHSUPPORT@STEMCELL.COM
FOR GLOBAL CONTACT DETAILS VISIT OUR WEBSITE

Catalog #15064HLA 5 x 2 mL For processing 250 mL whole blood
Catalog #15084HLA 20 x 2 mL For processing 1000 mL whole blood

Document #10000003338 | Version 02

Intended Use

RosetteSep™ cell enrichment cocktails are designed for the in vitro enrichment of specific cell subsets from human cell sources, including whole blood.

Product Description

The RosetteSep™ antibody cocktail crosslinks unwanted cells in human whole blood to multiple red blood cells (RBCs), forming immunorosettes. This increases the density of the unwanted (rosetted) cells, such that they pellet along with the free RBCs when centrifuged over a density gradient medium. Desired cells are never labeled with antibody and are easily collected as a highly enriched population at the interface between the plasma and the density gradient medium.

Quality Control

RosetteSep™ cell enrichment cocktails are manufactured using aseptic technique and tightly controlled processes.

Each lot of RosetteSep™ cell enrichment cocktail is sterility tested according to USP methods and Quality Control performance tested in cell separation assays using human whole blood.

Storage and Stability

Store at 2 - 8°C. This product may be shipped at 15 - 25°C, but should be refrigerated upon receipt. Do not freeze. Product stable at 2 - 8°C until expiry date as indicated on label.

Warnings and Precautions

1. For professional users only.
2. This product is for in vitro diagnostic use.
3. Do not use cocktail if vial contents have leaked. Unused cocktail may be disposed of according to standard laboratory procedures for non-hazardous liquids.
4. This product should be handled by trained personnel observing good laboratory practices. Once this product is added to human cells, treat the suspension as potentially biohazardous. Handling of reagents and disposal of wastes should observe all local, state, or national regulations.
5. This product is a potential irritant to eyes, respiratory system, and skin. This product may also be harmful if ingested. Avoid exposure through skin, eye contact, inhalation, and ingestion.

Component Descriptions

COMPONENT NAME	COMPONENT #	QUANTITY	FORMAT
RosetteSep™ HLA B Cell Enrichment Cocktail	15024HC.1	2 mL	A combination of monoclonal antibodies in PBS.

PBS - phosphate-buffered saline

Precipitate may be observed in the cocktail vial but will not affect performance.

Materials Required But Not Provided

RosetteSep™ DM-L Density Medium (Catalog #15705), Lymphoprep™ (Catalog #07801), or other density gradient medium™ with a density of 1.077 g/mL.

Recommended Medium

Dulbecco's Phosphate Buffered Saline with 2% Fetal Bovine Serum (Catalog #07905).



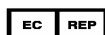
STEMCELL Technologies Canada Inc. | 1618 Station Street, Vancouver, BC | V6A 1B6 | Canada | www.stemcell.com

For Technical Assistance

Tel: +1.604.877.0713

European toll-free-number: 00800 7836 2355

E-mail: techsupport@stemcell.com



MDSS GmbH

Schiffgraben 41

30175 Hannover • Germany



Document #10000003338

Version 02

2021

Directions for Use

Ensure that blood sample, recommended medium, density gradient medium, and centrifuge are all at room temperature (15 - 25°C).

1. Add RosetteSep™ HLA Cocktail at 40 µL/mL of whole blood (e.g. for 2 mL of whole blood, add 80 µL of cocktail). Mix well. If using samples other than fresh whole blood, see Notes and Tips.
NOTE: Do not vortex cocktail.
2. Incubate at room temperature (15 - 25°C) for 20 minutes.
3. Dilute sample with an equal volume of recommended medium and mix gently.
4. Layer the diluted sample on top of the density gradient medium
OR
Layer the density gradient medium underneath the diluted sample. Be careful to minimize mixing of the density gradient medium and sample.
NOTE: See Table 1 for volume recommendations. With 50 mL conical tubes (e.g. Catalog #38010), we suggest using a minimum of 15 mL density gradient medium to make it easier to remove the enriched layer.
5. Centrifuge at 1200 x g (see Notes and Tips) for 20 minutes at room temperature (15 - 25°C) with the brake off.
6. Remove the enriched cells from the density gradient medium : plasma interface.
NOTE: Sometimes it is difficult to see the cells at the interface, especially when very rare cells are enriched. Remove some of the density gradient medium along with the enriched cells in order to ensure optimal recovery.
7. Wash enriched cells with recommended medium. Repeat.
8. Use enriched cells as desired. If you wish to evaluate the cell purity by flow cytometry, we recommend lysing enriched samples with Ammonium Chloride Solution (Catalog #07800) to remove residual RBCs (this can be done as the wash step).

Table 1. Recommended Volumes and Tube Sizes

WHOLE BLOOD VOLUME	RECOMMENDED MEDIUM VOLUME	TUBE SIZE	DENSITY GRADIENT MEDIUM VOLUME
1 mL	1 mL	5 mL	1.5 mL
2 mL	2 mL	14 mL	3 mL
3 mL	3 mL	14 mL	3 mL
4 mL	4 mL	14 mL	4 mL
5 mL	5 mL	50 mL	15 mL
10 mL	10 mL	50 mL	15 mL
15 mL	15 mL	50 mL	15 mL

Notes and Tips

SAMPLES OTHER THAN WHOLE BLOOD

Although RosetteSep™ has been optimized for use with whole blood, cells can be enriched from other sources (e.g. buffy coat, leukapheresis samples). The concentration of nucleated cells in the sample should not exceed 5×10^7 cells/mL, and RBCs should be present at a ratio of at least 100 RBCs per nucleated cell.

CONVERSION OF g TO RPM

To convert g to RPM, use the following formula:

$$\text{RPM} = \sqrt{\frac{\text{RCF}}{(1.118 \times 10^{-5}) \times (\text{Radius})}}$$

Where: RCF = relative centrifugal force (g)
RPM = centrifuge speed in revolutions per minute
Radius = radius of rotor in cm



For Technical Assistance

Tel: +1.604.877.0713

European toll-free-number: 00800 7836 2355

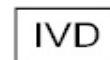
E-mail: techsupport@stemcell.com



MDSS GmbH

Schiffgraben 41

30175 Hannover • Germany



ASSESSING PURITY

For purity assessment of B cells (CD19+) by flow cytometry, use the following fluorochrome-conjugated antibody clones:

- Anti-Human CD19 Antibody, Clone HIB19 (Catalog #60005), or
- Anti-Human CD20 Antibody, Clone 2H7 (Catalog #60008)

TYPICAL RESULTS










These results are for illustrative purposes only. They were obtained using samples from normal, healthy adults. Results from individual patient samples may vary.

CATALOG #	CELL TYPE ENRICHED	PURITY
15064HLA/15084HLA	B Cells (CD19+)	> 65%

Technical Assistance

For technical support, contact us by email at techsupport@stemcell.com or call either +1.604.877.0713 or the European toll-free number 00800 7836 2355. For more information, visit www.stemcell.com.

If you require a printed copy or a translated version of this document in a certain language, contact technical support.

 Catalog or reference number	 Batch code	 Use by: YYYY-MM
 Caution, consult accompanying documents	 In Vitro Diagnostic Medical Device	 For storage within temperature limits
 CE Mark	 Manufacturer's identification (name & address)	 Authorized EC representative in the European Community

Copyright © 2021 by STEMCELL Technologies Inc. All rights reserved including graphics and images. STEMCELL Technologies & Design, STEMCELL Shield Design, Scientists Helping Scientists, and RosetteSep are trademarks of STEMCELL Technologies Canada Inc. Lymphoprep is a trademark of Alere Technologies. All other trademarks are the property of their respective holders. While STEMCELL has made all reasonable efforts to ensure that the information provided by STEMCELL and its suppliers is correct, it makes no warranties or representations as to the accuracy or completeness of such information.